



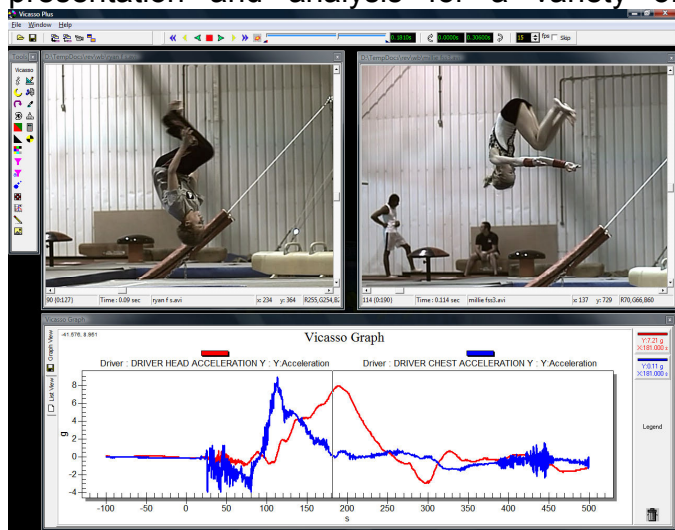
**Vicasso**  
2009

The ART of Data Presentation

**Pixoft Diagnostic Imaging Limited are pleased to present Vicasso 2009 – The Art of Data Presentation.**

Building on the success of Vicasso, the 2009 release features a new user interface and many additional functions.

This software is a multi-functional tool for data presentation and analysis for a variety of



applications including: Automotive testing (crash testing, airbag testing, engine development etc.), Aerospace, Military, Biomechanics and R&D.

### Functions

The software will play back image sequences and video, from a variety of sources. The sequences can be played frame by frame in a forward and reverse direction at a user specified frame rate.

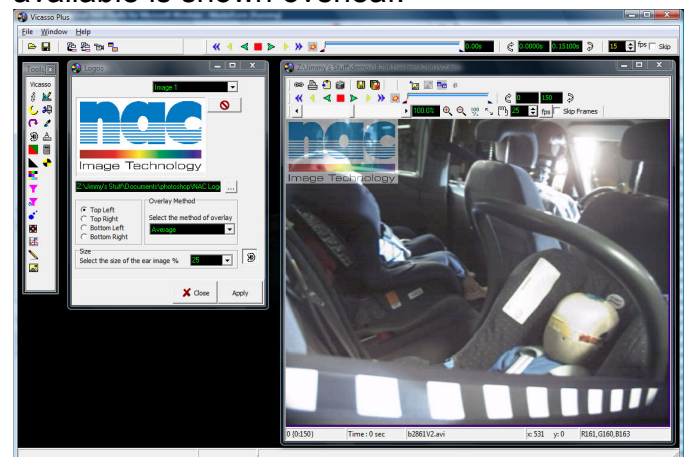
**Instrumentation data**, can be imported and viewed alongside the image sequences. A time cursor on the data plot will **synchronise** the data with the images. For non-standard data types, a “plug in” can be supplied on request.

All image frames and data can be printed and copied to the clipboard.

Multiple image sequences and data channels can be viewed together with a global synchronisation between them.

**Image enhancements** can be set on a single frame and then automatically applied to the complete video sequence.

Examples of these include the addition of annotations, logos and timing information to the image. The images can also be enhanced by a number of filters to blur or sharpen, extract colour channels, adjust brightness and contrast etc. The images can be cropped, resized and rotated. A full list of adjustments available is shown overleaf.

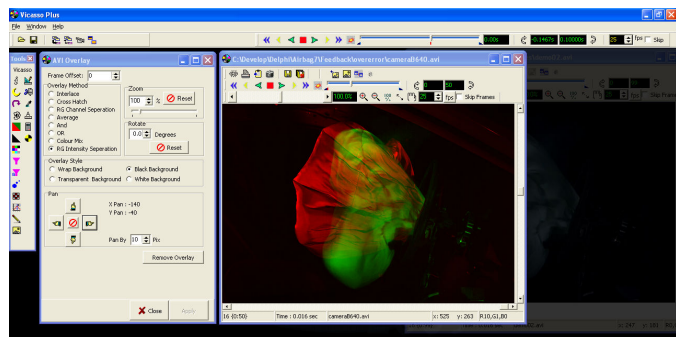


### Advanced Features

After making adjustments to the images, they can be re-saved in a variety of standard formats.

Where multiple files need to have the same adjustments made (e.g., add logo and timing annotation), **templates** can be created to automate this process. Additionally, these adjustments can be saved to a **batch** file for off-line processing.

An **image overlay function**, allows for two images sequences to be overlaid onto one image. This is particularly useful when comparing the results for multiple tests of the same setup. There are a number of options as to how the overlay is achieved (interlace, crosshatch, RG channel separation etc).



**Track and disguise** function allows a feature in the image sequence to be automatically tracked and disguised (blur, pixelate, solid colour block). This is useful if, for example, you wish to disguise the test number visible in the image.

Manual **measurements** can be made in the image after calibrating the scene. Also a calibrated **grid** can be superimposed onto the images.

A **CD / DVD writing** facility is included. This can be done automatically after batch processing or manually using a fully configurable drag and drop interface.

Full support for **ISO MME TS13499** data sets is available. This includes data set overview, photo's, movies and instrumentation data. Multiple data sets can be opened simultaneously and the data synchronised on the screen.

**Custom Modules** can be built into the Vicasso Interface. This can reduce the cost of having a specific application developed for your requirements. An example of this is shown, which is used to detect the boundary wall of a cell filmed through a microscope. This module will automatically locate the cell boundary through a series of images and report the changes in height, width, area, circumference and estimated volume.



Feature	Free Version	Plus Version
Files Type Supported : AVI, MCF, BAY, TIFF, BMP, PCX, JPG	✓	✓
Playback Control : Step Forwards, Step Backwards, Play Forwards, Play Backwards	✓	✓
Save As : AVI, TIFF, BMP, PCX, JPG	✗	✓
Batch Process Multiple Sequences	✗	✓
Create Adjustment Templates for application to many sequences	✗	✓
Auto Create ISO MMI Video information File	✗	✓
Synchronize: Multiple Images Sequences with a given FPS and Reference Frame (Time Zero)	✓	✓
Frame Copy and Print	✓	✓
Zoom & Pan	✓	✓
Adjust Brightness & Contrast	✗*	✓
Overlay logo's	✗*	✓
Edge Detection (seven kinds)	✗*	✓
Image Thresholding	✗*	✓
Smoothing: Low Pass & Gaussian Filter	✗*	✓
Sharpening: High Pass & Weighted Sharpen	✗*	✓
Rotate (any angle) & Flip	✗*	✓
Histogram Expansion, Ramp and Adjust	✗*	✓
Colour Correction, Invert, Solarize, Sepia Tone, Grey Scale	✗*	✓
Crop and Resize	✗*	✓
Motion Blur Removal (Wiener Filter)	✗*	✓
Butterworth & Gaussian Frequency Filter	✗*	✓
"Salt & Pepper" Removal Filter	✗*	✓
Calibration & Measurement Tools	✗	✓
Grid / Polar Grid Overlay	✗*	✓
Pixel Value "Peeking"	✗	✓
Annotate Frame Number & Time	✗*	✓
Trim Frames (save a frame range)	✗	✓
Channel Extraction (RGB & YIQ)	✗*	✓
H S V Adjustment	✗*	✓
Import Instrumentation data Graphs and Synchronize with movies (many formats supported)	Single Graph	✓
BURN CD/DVD directly from Vicasso	✗	✓
Auto Burn CD/DVD after Batch Processing	✗	✓
AVI Overlay - Overlay two AVI's with a choice of overlay methods for immediate comparisons	✗	Option
FULL ISO MME ISO TS 13499 Crash Test DataBase Support (Graphs / Movies / Photos)	✗	Option
Vguide - Track and disguise module	✗	Option
Bespoke Customization	✗	Option

(\* Single Frame Preview is supported)

You can download a FREE version of Vicasso, which illustrates much of the functionality from :

[www.pixoft.co.uk](http://www.pixoft.co.uk)

For more information please contact Pixoft Diagnostic Imaging Limited or you local NAC Image Technology Inc representative.

**Pixoft Diagnostic Imaging Limited**  
 1 Beach Street, Dawlish, Devon, EX7 9PN,  
 United Kingdom  
 ☎ +44 (0)1626 867777 • ✉ info@pixoft.co.uk • 🌐 www.pixoft.co.uk